

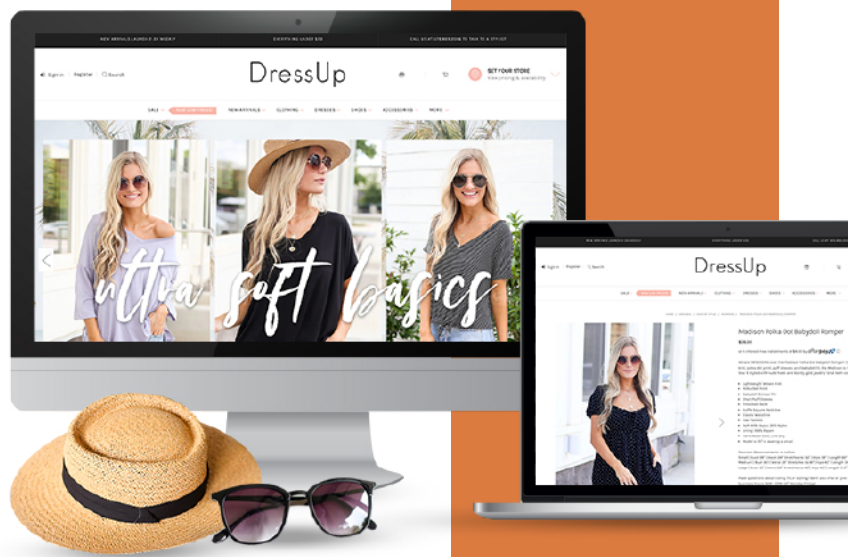
Turn Your Retail Stores to Pick up Locations in Less than 7 days.



Dress Up turns their Physical Stores to online E-commerce Pick Up Locations with RANDEMRETAIL BOPIS / Click & Collect Enterprise Software.

Dress Up one of the nation's fastest growing private retailer business in the United States wanted to provide their customers with the extra service they've become accustomed to. Wanting to create a unified experience between their online and retail stores, Dress Up turned to RANDEMRETAIL BOPIS Software to help them make their vision a reality.

Dress Up have 19 stores located mainly in the south part of the country and all are fitted with the SpringBoard Retail POS and currently use BigCommerce as their E-Commerce Site. RANDEMRETAIL BOPIS Software works seamlessly by connecting the two systems and allowing their customers to start shopping directly from the Retail stores via their E-Commerce.



How does that work you ask?

Simple **RANDEMRETAIL BOPIS** Software pushes all 19 stores into the beautiful Dress Up E-commerce website allowing the customer to choose their preferred Pick up Location/Store this can be chose from any of the pages i.e. HomePage, Category Pages, Blog Pages showing in Figure 1

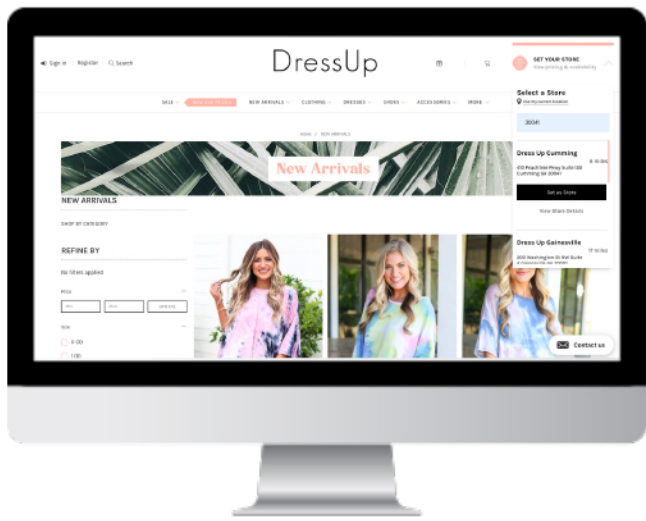


Figure 1: Home Page

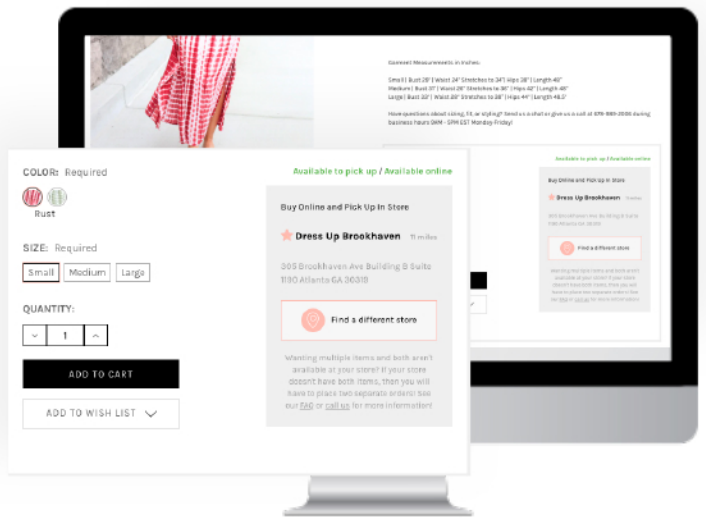


Figure 2: Product Page

Once a customer chooses the location, the Software will notify the custom if this product is available to pick up allowing them to add it to Basket and proceeding to their BigCommerce's SAAS platform cart page.

Once there the customer will again see the availability of this product(s) on the Cart Page showing in Figure 3.

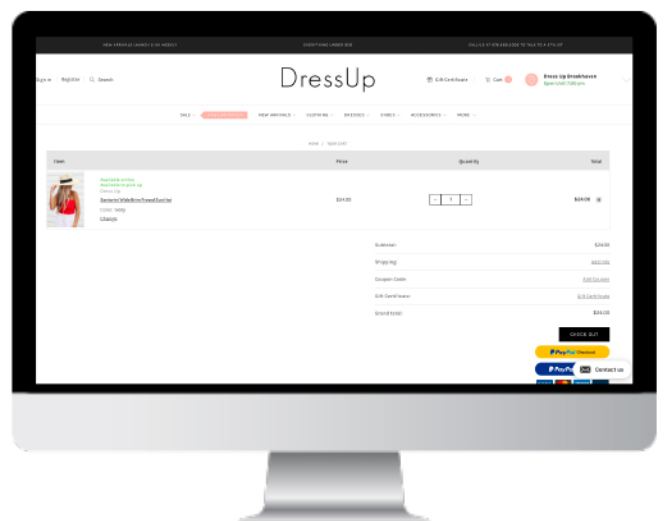


Figure 3: Cart Page

This allows you customer to put things in their cart and re-check on them in hours and our RANDEMRETAIL BOPIS Software will do our more SKU Inventory check from SpringBoard Retail POS to ensure that this item is available before it allows the customer to proceed to the BigCommerce Check-Out SDK Page.

The RANDEMRETAIL BOPIS Software will take over the Shipping section allow your customers to choose if they want the item to be delivered or to be picked up from the specific store they chose showing them the Retail Store Google Map Location, Operating Hours and Contact Details Figure 4.

The Customer will also be able to change the Retail store from this view as well As shown in Figure 5 and 6.

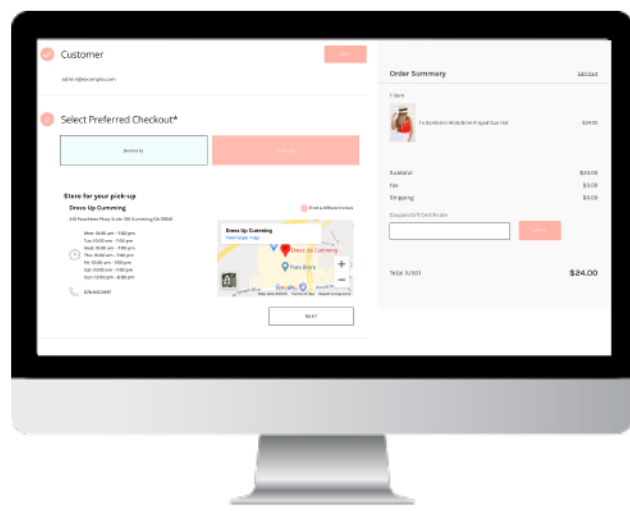


Figure 4: Store Contact Details

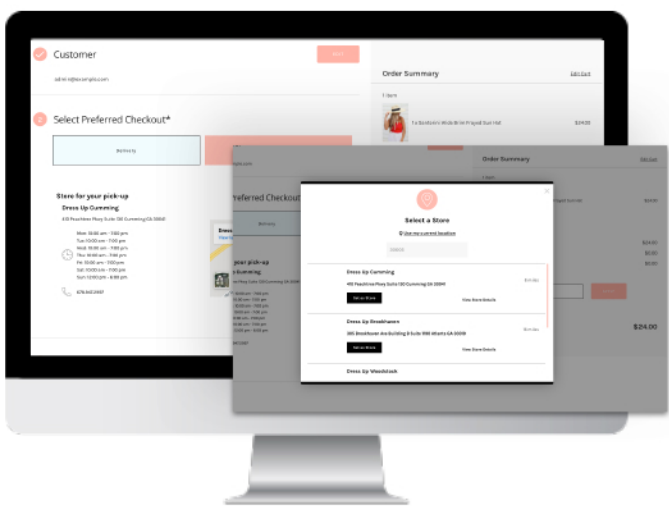


Figure 5 & 6: Check-out Page

RANDEMRETAIL BOPIS Software will perform once last check here when the customer clicks on the Next Button by checking with SpringBoard Retail POS before it allows them to go the final Payment Step on the One Page BigCommerce Checkout SDK page.

Once the customer pays for their order, they will receive 3 E-mails guiding them through the process:



E-mail 1

Thank You For Your Order, Our Team members are picking your order.



E-mail 2

Your Order Has Been Picked By Our Team Members and Ready For You To Pick It Up.



E-mail 3

Thank You For Picking Up Your Order. Let Us Know How We Went.